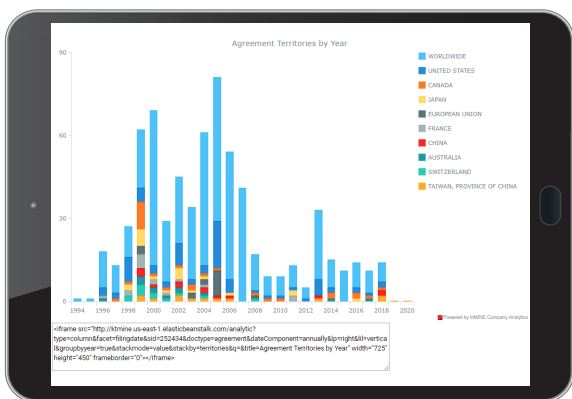




Analytics Widget App



Integrate. Collaborate. Analyze.



Integrate

The ktMINE Analytics Widget integrates with existing internal systems, providing access to a diverse repository of IP data with custom analytics.

Executing your strategy requires high levels of collaboration between teams.

Every organization contains several types of technology users. From reviewing live analytics to interacting with raw data for deeper analysis - the ktMINE Analytics Widget App is the custom solution designed to integrate teams through collaboration and streamline processes.

Collaborate

User-based access enables high levels of collaboration while minimizing time spent on research. Set up recurring, live data updates to provide quick access for team members.

Analyze


View analytics within an existing system or jump to the ktMINE platform for deeper analysis. ktMINE visualizations offer insight into trends within the IP lifecycle.




Quick and seamless integration.



Login

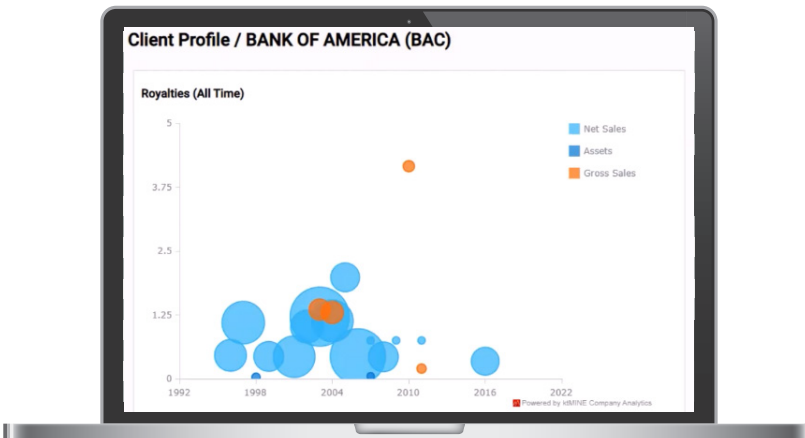


Select Analytics



Embed and Export for Intranet

Key Features



- ▶ Access seven datasets with over 100 preloaded visualizations
- ▶ Easily embed code for quick system integrations
- ▶ Never refresh, all your analytics are updated in real-time

Contact Us.

Let's schedule a demo and find out how the ktMINE Analytics Widget can drive collaboration within your organization.

