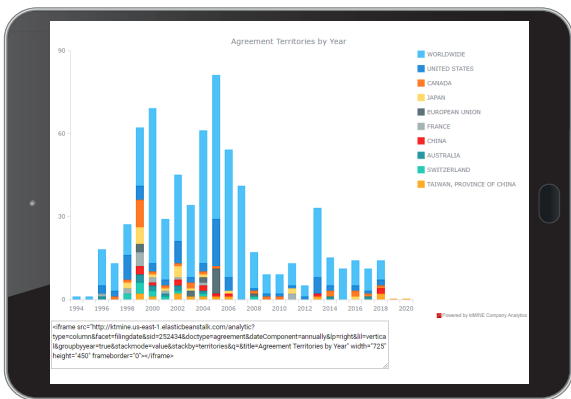




# Analytics Widget



## Integrate. Collaborate. Analyze.



### Integrate

The ktMINE Analytics Widget integrates with existing internal systems, providing access to a diverse repository of IP data with custom analytics.

Executing your strategy requires high levels of collaboration between teams.

Every organization contains several types of technology users. From reviewing live analytics to interacting with raw data for deeper analysis - the ktMINE Analytics Widget is the custom solution designed to integrate teams through collaboration and streamline processes.

### Collaborate

User-based access and enables high levels of collaboration while minimizing time spent on research. Set up recurring, live data updates to provide quick access for team members.

### Analyze

View analytics within an existing system or jump to the ktMINE platform for deeper analysis. ktMINE visualizations offer insight into trends within the IP lifecycle.






# Quick and seamless integration.



Login



Create your search

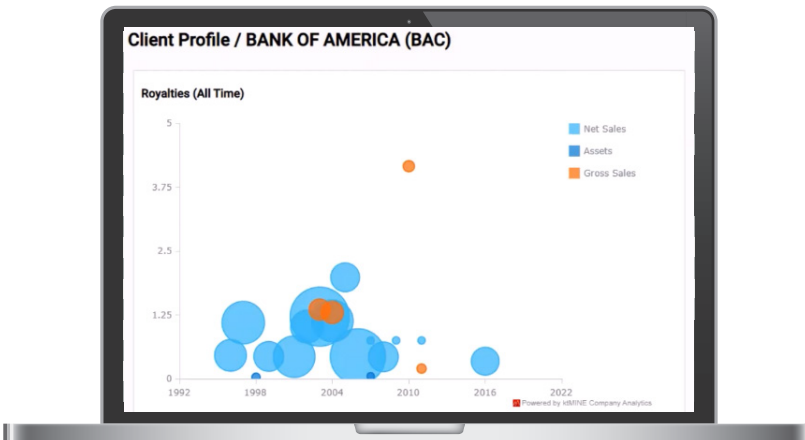


Save your search



Copy and paste code into existing systems

## Key Features



- ▶ Access seven datasets with over 100 preloaded visualizations
- ▶ Easily embed code for quick system integrations
- ▶ Never refresh, all your analytics are updated in real-time

## Contact Us.

Let's schedule a demo and find out how the ktMINE analytics widget can drive collaboration within your organization.

